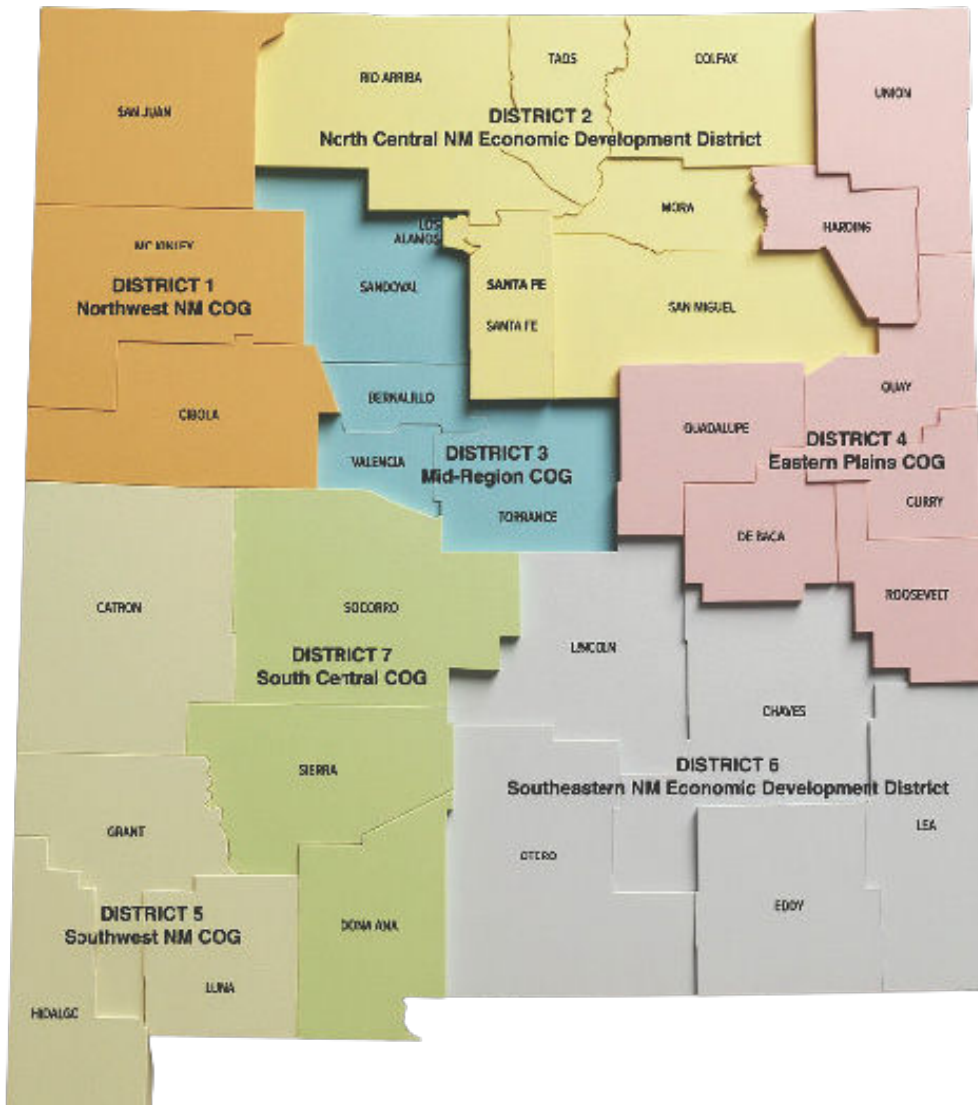




NewMARC

New Mexico Association of Regional Councils

Return on Investment Scoresheet Fiscal Year 2024-2025



Pascual Maestas, Executive Director
pascual@nmarc.org (505)715-5284

Joseph Alderete, Administrative Assistant
joseph@nmarc.org (505)515-9935



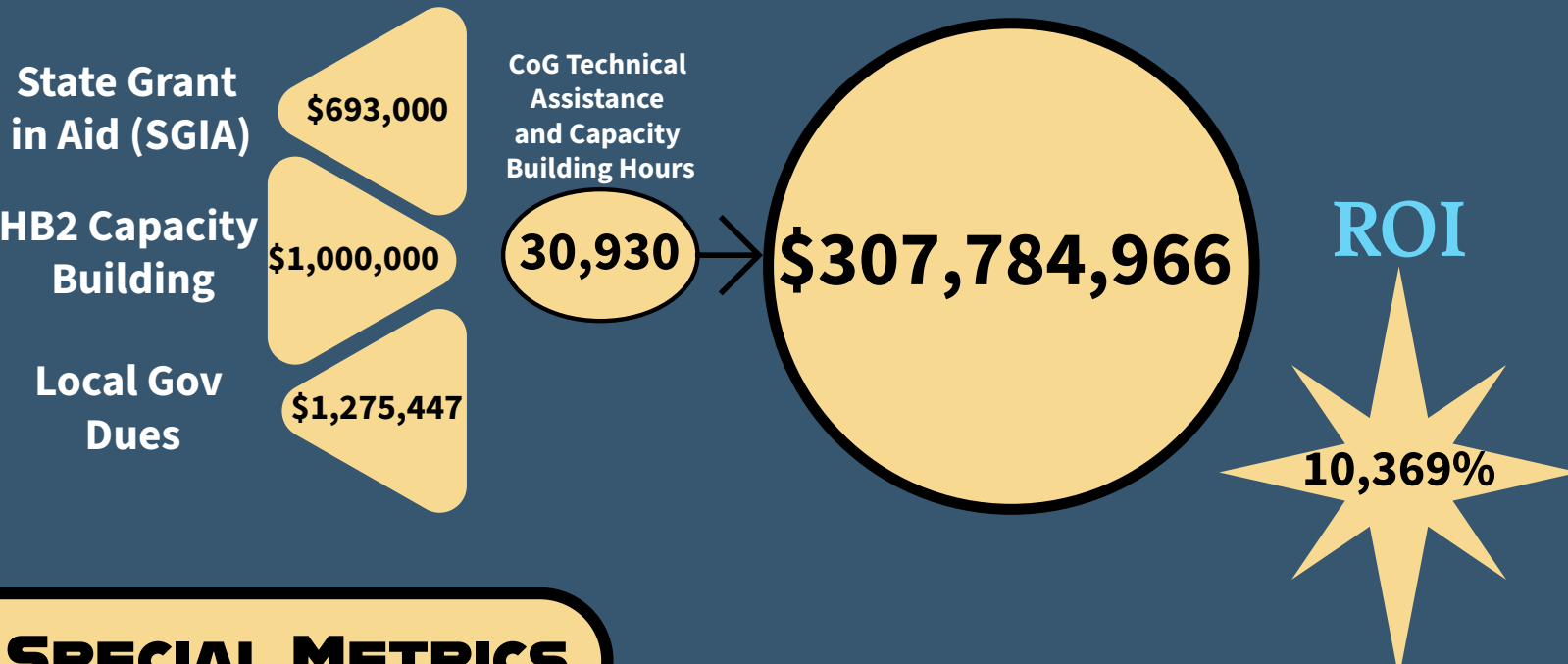
From the Executive Director

I am pleased to present this report on behalf of the seven regional New Mexico Councils of Government. This analysis exhibits the value the CoG's provide to their local government members and to the State of New Mexico. Through their collaborative efforts working alongside local, state, and federal partners, the Councils of Government have leveraged their services into one of the highest rates of return in the state turning one dollar of investment into over \$103 back to their members. The CoG's offer additional services such as managing the Government Results and Opportunity (GRO) program, regional planning, transportation planning, and economic development, and are proud to continue working on behalf of the citizens of New Mexico.


- Pascual Maestas

RETURN ON INVESTMENT








Grant Funds Awarded



SPECIAL METRICS



GOVERNMENT RESULTS AND OPPORTUNITY [GRO]

	TOTAL	ENCUMBERED	EXPENDED
	\$3,840,000	92%	57%
 North Central NEW MEXICO ECONOMIC DEVELOPMENT DISTRICT	\$5,760,000	84%	34%
 Mid-Region Council of Governments	\$11,680,000	100%	26%
 EPCOG	\$640,000	100%	25%
 Southwest New Mexico Council of Governments <i>Strengthening Those We Serve</i>	\$1,280,000	100%	51%
 SNMEDD	\$5,920,000	100%	55%
 South Central COUNCIL OF GOVERNMENTS	\$2,760,000	100%	58%
	\$31,880,000	96.15%	40.32%

*as of June 30, 2025

OTHER SPECIAL METRICS

Grant Match Fund
Applications Supported

12

\$11,157,382

Total Secured from
Grant Match Fund

Economic Development
Investments Supported

\$2,176,667

\$13,090,241

Fee for Service
Programming

Contact Us

Northwest New Mexico Council of Government
Evan Williams, Executive Director
 ewilliams@nwnmco.org
 www.nwnmco.org

North Central NM Economic Development District
Santiago Chavez, Executive Director
 santiagoc@ncnmedd.com
 www.ncnmedd.com

Mid-Region Council of Governments
Dewey Cave, Executive Director
 dcave@mrcog-nm.org
 www.mrcog-nm.gov

Eastern Plains Council of Governments
Sandy Chancey, Executive Director
 schancey@epcog.org | (575) 762-7714
 www.epcog.org

Southwest New Mexico Council of Governments
Priscilla Lucero, Executive Director
 priscillalucero@swnmco.org
 www.swnmco.org

Southeastern NM Economic Development District
Dora Batista, Executive Director
 dbatista@snmedd.com
 www.snmedd.com

South Central Council of Governments
Jay Armijo, Executive Director
 jarmijo@sccog-nm.com
 www.sccog-nm.com

2025 COG PROGRAM MATRIX	EPCOG	MRCOG	NCNMEDD	NWNMCOG	SCNMCOG	SENMEDD	SWNMCOG
Federal / State Programs							
EDA Planning and Project Development	X	X	X	X	X	X	X
CDBG Administration	X	X	X	X	X	X	X
Growth Management Operations	X			X			
Workforce Investment Board		X			X	X	
Area Agency on Aging			X				
Census Depository	X	X	X	X	X	X	X
FEMA Fire Grant Assistance						X	X
Metropolitan Planning Organization (MPO)		X					
Rural Transportation Planning Organization (RTPO)	X	X	X	X	X	X	
Urban Transit Funds		X					
Rural Transit Funds		X		X	X	X	
Regional Transit District		X					
Regional Water Planning	X	X	X	X	X	X	X
Commuter Rail		X					
State Grant-in-aid Program	X	X	X	X	X	X	X
State Clean Energy Grants						X	X
Infrastructure Capital Improvement Planning	X	X	X	X	X	X	X
Legislative Capital Outlay Funding	X	X	X	X	X	X	X
State Special Needs Projects	X	X	X	X	X	X	X
Weatherization Assistance							X
Business Loan Programs							
EDA Revolving Loan Fund			X	X			
SBA Small Business Development Center						X	
Department of Energy Revolving Loan Fund			X				
Regional / Local Programs and Services							
Comprehensive Planning	X	X	X	X	X	X	X
Land Use/Zoning Ordinances	X	X	X	X			
Geographic Information Systems		X	X				
Housing Authority		X					
Housing Outreach and Homebuyer's Education						X	X
Public Administration	X	X	X	X	X	X	X
Grant Writing and Administration	X	X	X	X	X	X	X
Tourism	X	X		X	X	X	X
Recreation Planning	X	X		X	X	X	X
Public Works / Solid Waste		X	X	X		X	X
Criminal Justice Planning		X					
Historic Preservation Grants	X				X	X	
Water Association Technical Assistance	X	X	X	X	X	X	X

Experience & Commitment to Serve

Collective Years of Experience
of the Executive Directors

120

Collective Years of CoG
Staff Experience

398.25

Certified Planners, Economic
Developers, and other Professionals

17

Number of CoG Staff

120

